

NAME





DATE

TIME



Unit # 6

Study Guide (Grade 1)

| SKILLS | SIMILAR PROBLEMS |
|---------------------------------|---|
| | <div style="display: flex; justify-content: space-around; align-items: center;">   </div> <div style="display: flex; justify-content: space-around; margin-top: 10px;"> <hr style="width: 15%;"/> <hr style="width: 15%;"/> </div> <p style="text-align: center; margin-top: 20px;">What time is shown on the clocks above?</p> |
| <p>② Add two-digit numbers.</p> | <div style="display: flex; justify-content: space-around; align-items: center;"> <div style="text-align: center;">  <p>Peacock 60 in.</p> </div> <div style="text-align: center;">  <p>Orangutan 48 in.</p> </div> </div> <p style="text-align: center; margin-top: 20px;">How much would the orangutan and the peacock weigh all together?</p> <p>Answer: _____</p> |



- ③ Fill name-collection boxes.

Here is a name-collection box for 25:

25

$37 - 12$ $20 + 5$

~~||||~~ ~~||||~~ ~~||||~~ ~~||||~~ ~~||||~~

twenty-five veinticinco

$10 + 10 + 10 - 5$

Now you make a name-collection box for the number 36.

36

- ④ Tell the value of each digit in a number.

4

8

What am I? _____

9

2

What am I? _____

- ⑤ Choose a tool to help me solve a problem.

What tool did you use to find the total weight of the peacock and the orangutang in problem 2 above?

Explain how you used the tool to find the total weight of the two animals in problem 2 above?

NAME _____ DATE _____ TIME _____ 

| | |
|---|-------------|
| | <hr/> <hr/> |
| <p>⑥ Understand how another child solved a problem.</p> | |